

full overlay

c o l l e c t i o n



MAPLE

.....

Maple is a hard and dense wood with a close grain that is relatively subtle in appearance. The color range runs from white to yellow and brown. When a light finish is applied, these variations are visible and should not be considered defects.

Doors shown in Tuscany.



ARCADIA



NORTH BROOK



WENTWORTH I



TRENTON I



TRENTON III



JEFFERSON I



JEFFERSON II



ARDMORE II



ARDMORE III



SUMMERFIELD I



SUMMERFIELD II



WILMINGTON



ARLINGTON



SAVANNAH I



SAVANNAH II



CHOOSE YOUR style.

CHERRY

Cherry is a moderately hard wood, heavy and strong with red undertones. It may range in color from a light to dark reddish brown. These variations are often quite visible with natural or light finishes while appearing less on darker stains.


Doors shown in Tuscany.



CHOOSE YOUR finish.

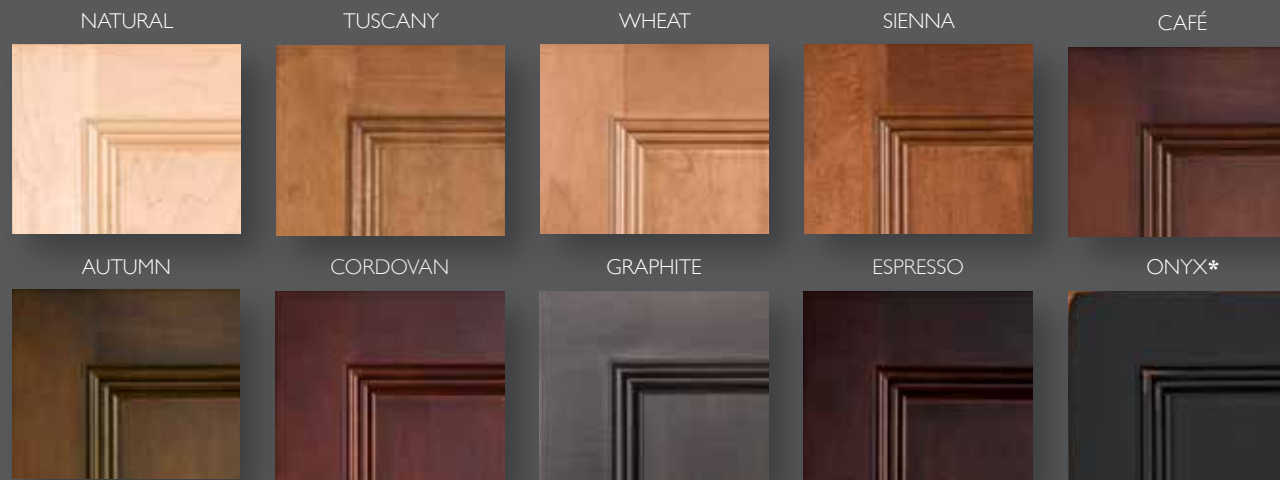
CHERRY

STAINS




MAPLE

STAINS



* Upcharge finish

PAINTS



* Upcharge finish

CHOOSE YOUR options.

DRAWER HEAD

(North Brook and Arcadia are only available with a 5 Piece Veneer Flat Panel Drawer Head)



Ask about Softclose!

Softclose for doors is a new anti-force feature. Designed to prevent slamming, this device keeps little fingers from being harmed. It can be quickly installed into cabinets without any change to the hinge assembly. Works for both Full and Standard Overlay. (Order as DSCK)

CABINET CONSTRUCTION

Standard: Cabinets are constructed with industrial grade particleboard. The cabinet interior is either finished with natural or white laminate. The sides of each cabinet are finished to match color chosen for doors and drawers. Hardwood frames are standard on all cabinets.

Upgrade options:

Plywood Cabinets: (ordered as PC) Cabinets are constructed from plywood. The exterior and interior components are finished in natural birch veneer. However, if a matching end is desired, these can be ordered as a Finished End (FE). The drawer that comes as standard in this cabinet is a 5/8" birch veneered plywood. Drawer box upgrade options are available.

* In order to flush out an end, an overlay end is required. (order as OE)

DRAWER BOX

| | Available with Cabinet | Upgrade Option |
|------------------|---|--|
| Drawer Box | Standard 5/8" Particleboard | Plywood (order as PC) 5/8" Thick Birch Veneer Plywood |
| Colors Available | Natural Maple or White Laminate | Natural |
| Drawer Guides | Side-Mounted Epoxy-Coated Steel 3/4 Extension | Side-Mounted Epoxy-Coated Steel 3/4 Extension Concealed Epoxy-Coated Steel Full Extension |
| Soft Close | No | Yes |
| Weight Capacity | 75 lbs. per Drawer | 75 lbs. per Drawer |

1. Standard
2. Plywood
3. FX
.....
Drawer Base cabinet shown. Drawer heights are subject to cabinet chosen.



Standard Drawers: (supplied with cabinets unless upgrade is chosen) Box is constructed with 5/8" thick particleboard in natural maple or white laminate. The drawers are fitted with guides to allow for a 3/4 extension which gives use of 75% of the drawer. There is a maximum weight capacity of 75 pounds per drawer.

CHOOSE YOUR glaze.

WENTWORTH CHOCOLATE



WENTWORTH CARAMEL



WENTWORTH ALABASTER



Hand wiped glazed finishes are produced by applying a contrasting glaze finish coat over our standard finish. The glaze is then removed by hand wiping. This process leaves the contrasting glaze in the grooves and corners. A clear topcoat is then applied. Each cabinet will have a subtle, hand finished appearance. Our craftsmen take pride in the detail and quality of their glazed cabinets giving each a unique appearance. Doors shown are cherry Wentworth and used as a glaze representation only. Glazes are available in Marsh Cabinets in the maple and cherry wood only.

STANDARD OVERLAY



FULL OVERLAY



The difference is in how much the door overlays the cabinet face. The image on the far left shows a standard overlay door; the door does not cover the face frame. The image to its right is a full overlay. In this case, the door overlaps the cabinet face underneath.



Marsh Furniture Company
 P.O. Box 870
 1001 S. Centennial St.
 High Point NC 27261-0870
 P: 336.884.7363
 F: 336.884.3553

Visit us at www.marshfurniture.com
 to see our entire line of products.

NOTE: Finishes shown are reproduced as accurately as state of the art printing permits. Hardware available at an additional cost. For accuracy, please make final color selection from a full-size door.

MOCHA



Note: Mocha glazes are only available on painted door styles. Please consult your catalog for availability.

ONYX



Onyx is achieved by applying a black paint over our Sienna finish. Burnishing occurs when random areas are hand sanded revealing the Sienna color underneath, making each cabinet unique in appearance. A final topcoat is then applied and each piece is oven-cured to provide a lasting finish.

Note: Onyx finishes are not available with glazes. Please consult your catalog for availability.

